

Solaira^o™

alpha SERIES



Our most powerful, versatile heating system, engineered for commercial and industrial applications.

The NEW SOLAIRA ALPHA SERIES electric infrared heaters represent the evolution of engineered short wave heating technology. Alpha Series Heaters produce short wave length infrared that convert 92% of consumed energy to instant, controllable, directional heat. This heating technology is not affected by wind or draft as it warms people, objects and things and not the air.


The modular design of the Solaira Alpha Series allows specifying engineers to adjust and direct specified heating loads based on area requirements. The Alpha Series modern, sleek design allows architects to integrate heating technology with clean un-intrusive lines. Alpha Series Heaters are engineered to meet IP24 standard for water spray so they can be installed in both wet (outdoor) or dry conditions (indoor or outdoor).



**WEATHERPROOF
TECHNOLOGY**



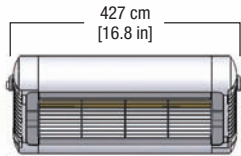
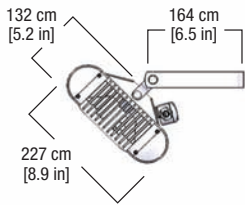
**ENERGYSMART
Co²Free!**



- Commercial/industrial grade heater
- Powder coated aircraft aluminum body and mounting brackets, stainless steel mounting hardware
- Indoor OR outdoor rated for wet or dry conditions
- Modular design for engineered heat load requirement
- Engineered for both wall and overhead mounting
- 92% energy conversion with no Co² or NOX emission

Ideal for warehouses, shipping areas, hotel valet, restaurant patio, concierge service desk, driving ranges, security gate houses, arena seating, community center, place of worship, zoos, outdoor waiting areas





Single Emitter

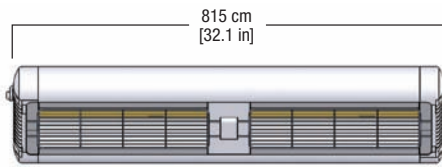
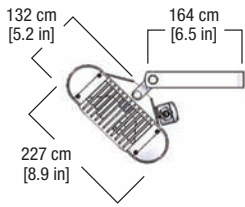
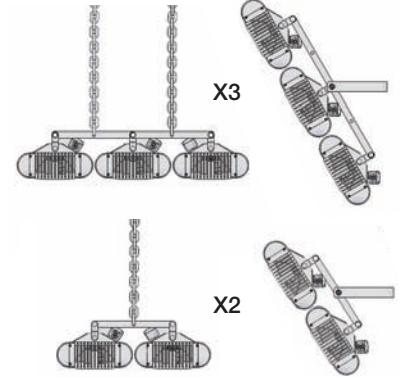
Weight 7.5 lbs [3.4 kg]

SPECIFICATIONS

MOUNTING CONFIGURATIONS

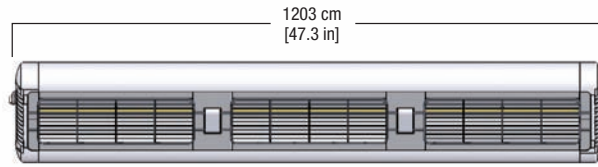
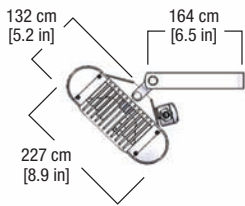
OVERHEAD MOUNT

WALL MOUNT



H2- Double Emitter

Weight 12.3 lbs [5.6 kg]



H3- Triple Emitter

Weight 17.6 lbs [8.0 kg]

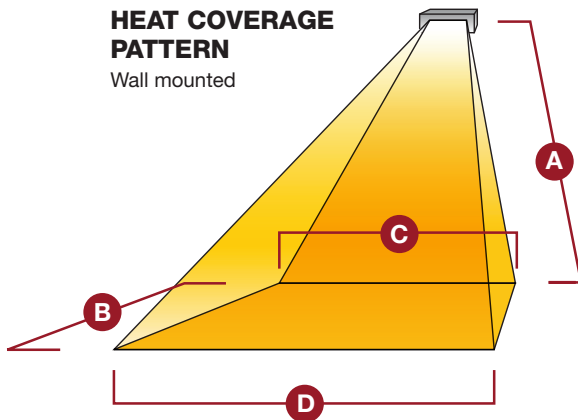
All Commercial Heaters should be installed by Certified Electrician to Local and State Electrical codes

Solaira variable controllers, timers and occupancy sensors allow you to control precise heat requirements for conditions.



HEAT COVERAGE PATTERN

Wall mounted



Heat Coverage Examples

Model	A	B	C	D	Heat Zone*	Heat Density*
SALPHA15120S	8'2"	10'	10'	12'	110 sq. ft.	13 Watt/sq. ft.
SALPHA15240S	8'2"	10'	10'	12'	110 sq. ft.	13 Watt/sq. ft.
SALPHA20240S	8'2"	10'	10'	12'	110 sq. ft.	18 Watt/sq. ft.
SALPHAH2-30240S	10'	11'	13'	16'	160 sq. ft.	19 Watt/sq. ft.
SALPHAH2-40240S	10'	11'	13'	16'	160 sq. ft.	25 Watt/sq. ft.
SALPHAH3-45240S	12'	14'	15'	18'	230 sq. ft.	20 Watt/sq. ft.
SALPHAH3-60240S	12'	14'	15'	18'	230 sq. ft.	26 Watt/sq. ft.
SALPHAH2-40240S X2	12'	14'	15'	17'	200 sq. ft.	34 Watt/sq. ft.
SALPHAH2-45240S X2	15'	20'	15'	22'	370 sq. ft.	24 Watt/sq. ft.
SALPHAH2-60240S X2	15'	20'	15'	22'	370 sq. ft.	32 Watt/sq. ft.

* Heat Zone and actual heat density will vary based on mounting height and angle of heater (Overhead mounted heat zones will be different than this guide). Please use this as a guideline only and contact Solaira for a more detailed specifier guide.

Solaira Alpha Series available in Silver grey. Black or white also available as special order

Model (S-silver/grey color)	Watt	Volt	Ampere	L x D x H	Weight	Emitter(s)	Replacement Emitter
SALPHA15120S	1.5kW	120V	12.5A	16 x 6 x 9	7.5 lbs	1 emitter	SWIREAW15120
SALPHA15240S	1.5kW	240V	6.25A	16 x 6 x 9	7.5 lbs	1 emitter	SWIREAW15240
SALPHA20240S	2.0kW	240V	8.33A	16 x 6 x 9	7.5 lbs	1 emitter	SWIREAW20240
SALPHAH2-30240S	3.0kW	240V	12.5A	32 x 6 x 9	12.3 lbs	2 emitter	SWIREAW15240
SALPHAH2-40240S	4.0kW	240V	16.7A	32 x 6 x 9	12.3 lbs	2 emitter	SWIREAW20240
SALPHAH3-45240S	4.5kW	240V	18.75A	48 x 6 x 9	17.6 lbs	3 emitter	SWIREAW15240
SALPHAH3-60240S	6.0kW	240V	25A	48 x 6 x 9	17.6 lbs	3 emitter	SWIREAW20240

HIGH OUTPUT MODULAR OPTIONS - sample configurations

Model	Watt	Volt	L X D X H	Weight	Emitter(s)	Replacement Emitter
SALPHAH2-40240S X2	8.0kW	240V*	32 X 6 X 18	24.6 lbs	4 emitter	SWIREAW20240
SALPHAH2-45240S X2	9.0kW	240V*	48 X 6 X 18	35.2 lbs	6 emitter	SWIREAW15240
SALPHAH2-60240S X2	12.0kW	240V*	48 X 6 X 18	35.2 lbs	6 emitter	SWIREAW20240

*available in 480 V



PATIO COMFORTS

877-264-3794 • customerservice@patiocomforts.com

WWW.PATIOCOMFORTS.COM